



NAOX

USER MANUAL

Congratulations ! You have made an excellent choice by opting for the new NAOX cap.

The NAOX cap has been conceived and designed to allow you to benefit from a product combining lightness, comfort and performance. All these properties together make it possible to obtain a product of quality, in conformity with the most strict requirements that will give you an immense pleasure.

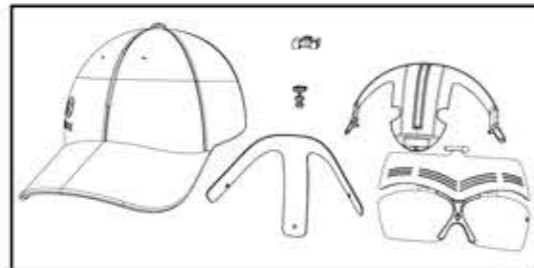
Keep the Sun Shining !

- Chief Executive Officer

Please read this manual carefully in the prescribed order so that you do not overlook any important information about your safety and proper use of the product.

Summary :

A.Use	1.The CAP
	2.The T Protection
	3.The Mask
B.Maintenance and Cares	1.The CAP
	2.The T Protection
	3.The Mask
C.Accessories et spare parts		
D.Customer Service		



A.Use

The NAOX cap is suitable for sport activities as well as for any type of outdoor activity. It is an element of comfort that can not replace a security element as safety helmet or hard hat.

NAOX Cap is made in Republic Popular of China

1.The CAP

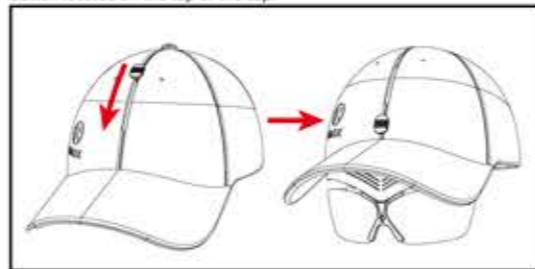
The NAOX cap is adjustable thanks to its scratch at the back. It must be held firmly on the user's head in order to allow effective use of the latter.

2.The T protection

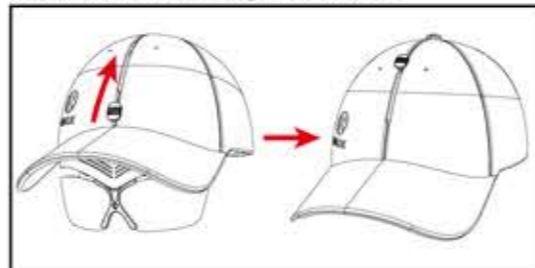
The T protection must be inserted into the cap by means of the snap buttons provided.

3.The Mask

In order to position the mask in front of the user's eyes, simply activate the button located on the top of the cap.



The retractable mask can be stored within the cap by virtue of the reverse action described above, rendering the latter invisible.



B.Maintenance and Cares


All the actions of maintenance of the cap and all its elements must be carried out by an adult.

1.The Cap



- Only Hand-Wash while removing the mask
- DO NOT tumble dry
- Cap made of 100% polyester with inside an anti-sweat band made of 30% cotton and 70% polyester
- Slider not removable made of 100% plastic

2.The T protection



- Only Hand-Wash while removing the mask
- DO NOT tumble dry
- PVC covered by bamboo fabric to better absorb the sweat

3.The Retractable Mask



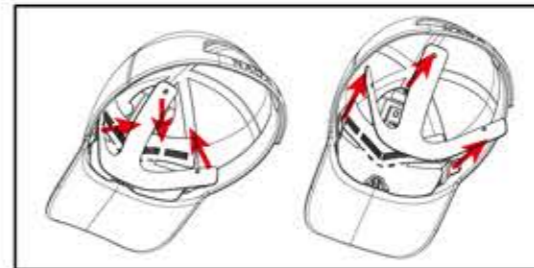
- Only Hand-Wash with dedicated sunglasses product
- DO NOT tumble dry
- Anti UV treatment filtering until 90% of UV
- Scratch resistant
- Anti-reflective treatment
- Product certified CE and FDA

C.Accessories et spare parts

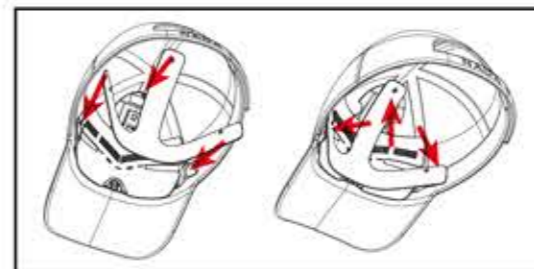
All actions to exchange accessories must be carried out by an adult.

How to remove / replace the T protection ?

To remove the T protection, simply remove the cap and the T protection at the snap buttons.

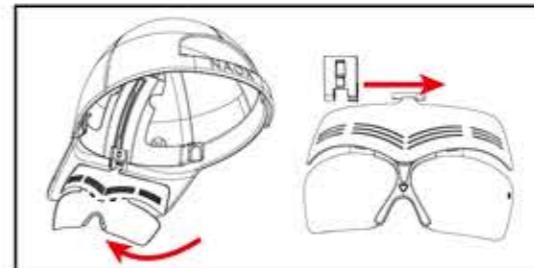


Repositioning of the T protection must be carried out by positioning it on the pressures positioned on the cap provided for this purpose.

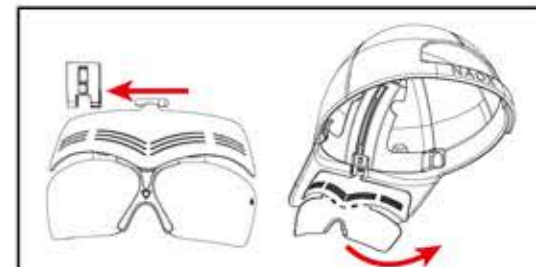


How to remove / replace the mask?

To remove the mask, remove the T protection (see paragraph above) and lower the mask with the button located on the top of the cap and then slide the mask laterally on the left in order to remove it from the axis of the slider.



Repositioning of the mask must be carried out by inserting the mask on the slider's axis by clipping and then sliding it on the right until the stop.



Use only NAOX products as replacement products, T protection and mask are two items that can be purchased separately on our website : www.naox-cap.com

D.Customer Service

Your dealer provides warranty on any product purchased. The warranty period is 1 year. If you have any problems with your product, please contact your dealer or service shop. When returning a product, please provide a description of the problem as accurately as possible and attach a copy of the purchase receipt.

Please do not hesitate to go on our website for further information : www.naox-cap.com